

JULY



2024

AHOY AHOY!

The Winter Solstice has been and gone, so every day is getting longer and (potentially) warmer now. Best to get out there and make the most of it before the big thaw of spring arrives.

In this issue you'll find....

- Members' Choice images
- All six (!!)
- Tales from the track - Horror & push-ups at Winmalee.
- Committee Corner - news from the wheelhouse.
- Click-worthy time wasting rubbish on the interweb.
- A drool-worthy TV shows you need to see

...and some other stuff that you'll probably ignore... but shouldn't.

Wade in and explore at your peril.

JULY EXHIBITION NIGHT

MEMBERS' CHOICE - MONO

PRIESTESS - David Mansfield

I took this on one of the many trips to Lithgow Ironfest. Wandering around the lunch hall this lady had the usual followers, all with long lens cameras.

Asked if I could join in she happily obliged. The shot was not staged or formerly posed, but was more a fluke grab shot. Converted to mono with very little post enhancement.

Camera; Nikon Df taken at 70mm. f5.6 1/80 iso 400



MEMBERS' CHOICE - COLOUR

1) PUDDLE PLAY - David Mansfield

To escape the cold and wet of Katoomba, we went to Manly where it rained all weekend.

It was a Saturday afternoon, and the entire Corso had about 6 people in it, all sheltering from the rain.

This little fellow was just enjoying the moment. I could not resist the scene, he was so content.

Shot with a phone camera

F1.8 1/100 ISO- 50



2) CONFLUENCE - Janet Scott (See next page)

The 15's...

CONFLUENCE - Janet Scott

This is the coming together of seawater flowing between a deep channel of azure colour south of Faure Island in Shark Bay W.A. and the sandy shallows of Faure Flat. Where the waters meet, an incredible palette of pink and purple pastels is created. This image was taken from a Cessna 206 with the doors off to enable a clear shot of the landscape. At the time, we were flying at about 1,800 feet.



DOLPHIN INLET - Janet Scott



This is the title I created to lead you toward the porpoise-like shape in the centre of the image. If you can see it, you are experiencing Pareidolia, which is a phenomenon where you perceive a likeness within an image that may resemble things —such as faces or animals. Much like when you lay on the ground as a child to find animal shapes in the clouds. It's your brain searching for meaning wherever it can. If you don't see it that fine, you are hopefully finding joy in the colour palette and other shapes and forms within the image. This image was taken from a Cessna 206 with the doors off to enable a clear shot of the landscape below. At the time we were flying at about 1,800 feet.



IT'S WHATEVER YOU WANT IT TO BE - Rob Skinner



This high rise construction site in George Street really caught my eye with its exposed concrete, scaffolding and the curved metal tunnel. It wasn't a planned shot I was just drawn in by the light and shadow and the way that



played out on the building itself. Shot with my Pentax K-1 + 77mm lens, not the lightest camera for street photography, but it did the trick. Nothing extraordinary with the settings or the processing, I used a vintage camera setting inside NIK Analogue Effects along with a sun-flare filter and followed that up with a technique from the book "Creative Photography for the Everyone - by Greg Pitty" called flipping the image 90 degrees and a la k a z a m the final image is revealed.

DES - Rob Skinner



In late 2022 my Dad was placed into aged care, and with his health deteriorating in 2023 I made the conscious decision to take some portrait photographs before he declined any further and didn't know who I was. Unfortunately his muscle strength was failing and he couldn't sit up straight, so I straightened his pose in post processing and kept the background

angled to evoke a feeling of decline. I was extremely fortunate to capture him looking straight into camera. There wasn't a great deal of editing involved, some noise removal, the application of a camera profile along with a vignette - this is the most emotional photograph I've ever taken. RIP Des !

SNAKE CHARMER - Stuart Munro



As the on-call snake mover/handler for the wildlife sanctuary I was contacted by the lodge manager about a large snake close to the pool decking area by the lodge, far too close to areas of tourist foot traffic to be safely left to its own devices.

The first attempt in the late afternoon proved unsuccessful as the snake saw me coming and darted down into the nearby rock crevices.

Identification confirmed that this was a large example of an Anchieta cobra (*Naja anchieta*) which has a highly neurotoxic venom.

So the next morning I arrived early and staked the area out, waiting for said serpent to come out and bask on the rocks in the morning sun; this turned into a 3 hour waiting game to see who would give up first. Eventually she appeared on a rock ledge for her morning sunbathing session allowing me to sneak up quietly and capture her before she could get away again.

This photo was taken later that afternoon, in the last hour or so before sunset as I released her on the far side of the sanctuary, away from conflict with humans and therefore safe for both her and everyone else.

Image details: Camera: Canon 1D mk iii, Lens: Sigma 10-20mm f4-5.6, Focal length: 20mm, Aperture: f6.3, Shutter speed: 1/320s, ISO 200




ROSELLA REPOSE - Alan Daniel



After finishing a big pruning job at home, I noticed how nicely the afternoon light was falling on the garden. I grabbed some gear and spent 30 mins wandering around snapping the birds and plants. A total indulgence.

The pruned trees made for a much clearer view with less clutter and this little crimson rosella was perched right on the end of a sawn limb. I thought it made for a simple shot with the bird's bowed head adding some extra mood.



Shot with a Sigma APO 100-300mm at f/4 on the trusty Pentax K-1 and processed in Lightroom.

TALL TALES *from the* BLUEGUM SWAMP

Five intrepid UBMCC members ventured out to Blue Gum Swamp at Winmalee on Friday. Yes a bit cold to start with but a lovely sunny day emerged. So Rob, Alan, Jorge, David and myself set off on the firetrail armed to the teeth with cameras, lenses, tripods and Kit Kats. The bush was looking good after considerable rain over the past few months, majestic blue gums and thick green ferns everywhere... and a few creek crossings.


Mostly landscapes, interesting tree and bark textures, some macro fungi shots. Bill chased a few birds but


apart from a lone white-browed Scrubwren, not much action. Although if you didn't get a decent photo it was still an experience.

Bill entertained us at morning tea with a few pushups for his annual youth mental health fundraiser. All the details here. www.thepushupchallenge.com.au/fundraiser/Bilby77

It was a round trip of over 9km. We all had a good walk and an enjoyable few hours. Not too shabby for a bunch of "oldies." We hope to see a few more on our next outing. We did miss Emmanuel's thoughtful snacks though.

- Bill Pixton






David



Rob S



Bill P



Alan

Bill P



Bill P



Alan

COMMITTEE CORNER.... news from the wheelhouse

Changes to Camera Club Insurance

In late June the Federation of Camera Clubs called an urgent Zoom meeting to discuss the club's options for:

- Public Liability Insurance. This protects Clubs from personal injury and other claims made by the public.
- Voluntary Workers Insurance. This protects Clubs from personal injury claims by volunteers undertaking an activity on behalf of your Club in an official capacity (such as Committee members).
- Personal Accident Insurance. This protects Clubs from personal injury claims made by Members if they are injured on Club activities.

In summary the FCC had discovered that although club's have always had coverage for Public Liability and Voluntary Workers Insurance they had not been covered for injuries to individual members while attending club activities, such as outings.

Clubs were asked to specify whether they wished to have coverage for Personal Accident Insurance, at an estimated cost of \$2.50 per member. Our club immediately notified the FCC that we did wish to take up the personal cover once it was signed off with an Insurance Broker..

While we wait to hear back from the FCC our club outings will continue, but with one very important caveat – **until we have personal accident insurance in place any member who participates in a club activity, such as an outing, does so at their own risk.**

Our meeting with the FCC also highlighted the need to tighten our sign on procedures for meetings and excursions, some changes will be made to ensure that we comply with the requirements of our insurance coverage, such as :-

- The introduction of a separate visitors attendance book for guests, judges and presenters (sign in/out)
- Phase in the requirement that members sign in/out at club meetings and outings.
- Ensuring that members are aware of the physical nature of any outing, encompassing both the location and their own capabilities.

If you have questions please don't hesitate to ask a member of the committee.

Click-worthy-time-wasting stuff

You've seen shiploads of images and video of the Blue Mountains ...right?

Sometimes a newcomer can see things and present them in ways a local perhaps wouldn't.

Do yourself a huge favour and click

[here](#)

Lila Jeffries is a bird photographer with a difference. Sit back with a cuppa and listen while she talks about her life as a bird-

botherer[here](#)

NEW NEW NEW

A new camera has just been released and it's selling faster than the shelves can be re-stocked.

It has 0 megapixels!

See [here](#) for details.

Go Dark

Sydney now has a dark sky reserve!
True!

See [here](#)

Occasionally you find

a show that seems to exist just for photographers to drool over.

RIPLEY on NETFLIX
is exactly that.

Shot entirely in black and white, all eight episodes are visual treats. You very quickly understand that there is a master photographer (or cinematographer) at work here. From start to finish you get gracefully crafted compositions, incredible lighting, and amazing toning. It helps that the story and acting are good as well.

Get some insights into the visual magic in this interview with the cinematographers -

[here](#)

Many thanks to Michael & Susi for alerting us to this great show.

Lisa and Shawn

are travelling through northern Europe at the moment. You saw two of Lisa's images from Norway at the exhibition night ... and that's just the start!

For inspiration they have been looking at Isabella Tabacchi's amazing landscape work. She shoots many of the places Lisa & Shawn aim to visit.

You too can be inspired thanks to Lisa sharing this

[link](#)

Club Contacts...

President Rob Skinner email: gunnertoday@outlook.com

Mob: 0408 067 701

Secretary Eve Taylor email: eve_taylor@bigpond.com

Newsletter Alan Daniel email ubmcc.news@gmail.com

CHEAP & USEFUL!

Zeiss Lens Wipes are a must-have for any photographer. Readily available (I bought mine at Leura Woolies) they clean your lens safely, quickly and do a much better job than that petri dish of a hanky in your pocket.
Get a pack of 50 for \$7.00

Debbie Marsh sends this link to a serious competition, where you can win some serious prizes.

Why not have a crack!

<https://www.thecaptureawards.com.au/>

-FOR SALE-

OM System OM-1 Camera & Olympus Pro lenses.

- 1 - OM System OM-1 Camera - \$1,850
- 2 - Olympus 7-14mm F2.8 Pro Lens - \$1,000
- 3 - Olympus ED 40-150mm F2.8 PRO lens - \$1100
- 4 - Olympus 25mm F1.2 PRO - \$1,050
- 5 - Olympus ED 12-40mm F2.8 PRO - \$750
- 6 - Olympus 1.4X Tele Converter (MC-14) - \$315
- 7 - Lowepro Flipside 300 camera case. - \$25

Contact Greg Searle greg.searle@icloud.com

“If you stop
photographing
things,
and start to
photograph light,
you will amaze
yourself.”

- Steve Coleman