

SEPTEMBER



2024

# OH SWEET...SPRING!

In an effort to put the club's hard earned funds to good use, the entire newsroom has been relocated to Wellington NZ for spring. The good news is that, with some economising and by leaving a few lenses at home, we only had to charter two aircraft for the move. Brilliant!

The weather here is breezy and cool (Kiwi for gales and freezing) but the newsletter must get through. It may smell of cheese scones and have the odd turn of phrase, but hey, dive on in. It'll be sweet as bro.




# SEPTEMBER EXHIBITION

## MEMBERS' CHOICE - COLOUR (1)



### SUNLIT FORMS - Greg Pitty



SUNLIT FORMS is but one more in a seemingly endless line of images taken in a north-facing room. The mid-morning sunlight through wooden blinds onto cushions, lounge and a small table. It never disappoints me. Always interests me.

A single image using an ND 64 filter to minimise the strong light / high contrasts and thus allow for

a slower shutter speed. Slight vertical movement to give the shapes a sense of depth and dimension. Processing with Lr to darken the surrounds - especially the blinds - to allow the subject to shine without distraction. CN17 Cinematic II filter for colour enhancement. Thanks to Debbie for the positive comments.

-Greg

## MEMBERS' CHOICE - COLOUR (2)



### THAT SINKING FEELING

- Emanuel Conomos

The theme for the night was "Creative" and as I'm not the creative type, I thought I would do something to challenge myself instead and have a bit of fun; as well as enjoy a mandarin.

I have tried several times before to capture something being dropped into water, but with no success at all. A major problem is finding a vessel with the walls clear enough, not to show up in the picture.

My solution for this one was to photograph it in the dark, with only one point of light coming down from the top. As I wasn't using a flash, it required a very high ISO as the lens I had was quite slow, f5.6. and a shallow depth of field was the result.

But the camera handled the high ISO and I was able to take a high speed burst at 1/500s.


My next challenge, is to learn to use the flash!



## MEMBERS' CHOICE - MONO



### A WAY - Mark Foley



A stair case in the art galley, it stands neglected as the art and crafts are the champions in the shop.

The image was adjusted to black and white, and various crops were tried, finally I liked the tall image with two black areas.

The image was taken on an iPhone, however it was a planned photograph, with consideration given to position, and the final adjustments I would use on the edit phase. I was looking almost black and white. The adjustments were done in Lightroom and a quick size check.


Mark

# These are the higher scoring images from the night, getting 13 or above

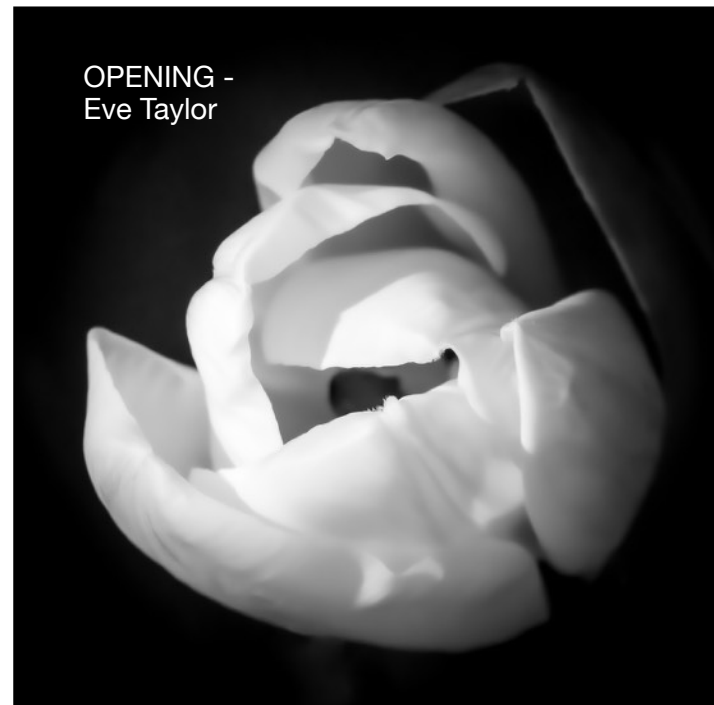


THOUSAND YARD STARE  
- Stuart Munro





RAILWAY MAN  
- Garry Sims



OPENING -  
Eve Taylor



FORM & FUNCTION - Greg Pity

# COMMITTEE CORNER

.... news from the wheelhouse

## Ask not etc etc

This is a great little club and it has great value. It brings us together and helps us improve our photography in positive and interesting ways.

Being a club means we all pull together to keep it going. We pay fees, we get on committees and we do whatever we can to help. Nobody expects a free lunch and we all muck in. That's how it works.

Next year, a few of the committee positions will be vacated - president and secretary in particular. Other positions could be up for grabs as well.

This could be your chance. New blood brings new ideas and new ideas keep the club fresh and interesting. Next year's committee might build on what's already in place, or it might take the club in new directions.

Now is the time to start thinking about stepping up and helping the club that helps you. If you want change, put your hand up. If you want to help out, put your hand up.

You can put your hand back down for now. The elections are a while away, but put it up again when the time comes.



## CLEAR & HELPFUL ADVICE

William Patino is an Aussie living in the South Island of NZ who is keen to help us improve without stuffing around. His videos are short, to the point and full of great advice.



One of his latest videos really struck a chord and might be worth a few minutes of your time.

In the time it takes to boil an egg he hands you the ingredients needed to capture amazing shots. (Hint, it's not about the gear)

Click [here](#) and pay attention.

## Club Contacts...

**President** - Rob Skinner email: [ubmccpresident@gmail.com](mailto:ubmccpresident@gmail.com)

**Secretary** - Eve Taylor email: [ubmccsecretary@gmail.com](mailto:ubmccsecretary@gmail.com)

**Newsletter** - Alan Daniel email: [ubmcc.news@gmail.com](mailto:ubmcc.news@gmail.com)

# Events aplenty...

**Sony** users who want some tips for only a few dollars can sign up for a workshop event in Sydney. It's cheap as chips and you'll have a great tutor in Nick Fraser.

All the details are right [here](#)

The MCA at Circular Quay is showing works by Japanese photographer **Hiroshi Sugimoto**. It costs to get in but spies tell me it's a fantastic exhibition and well worth the entry fee.

## **LOST BEAR GALLERY**

is hosting an exhibition by local painter **Warwick Fuller**. It's not photography, but it is seeing the landscape with a strong emphasis on light, colour and composition. Catch it in person and be blown away, or

see the digital catalogue [here](#)  
(Better take your big wallet)

...and while you're in the big smoke, the STATE LIBRARY is continuing it's **YEAR OF PHOTOGRAPHY** with some unmissable (free) exhibitions.

All the details are right [here](#)

"A photograph which  
cannot arouse interest  
in anyone  
has missed its purpose  
and is valueless,  
no matter how technically  
well it may be executed."\*

- Andreas Feininger.

\* ( Or to put it another way...  
A photograph that arouses interest has succeeded and  
has value, no matter how poorly it may have been  
executed from a technical point of view : )